
























ST. THOMAS SCHOOL

SUNARI, AGRA

(SYLLABUS OF CLASS NURSERY 2026 - 2027)

SUBJECTS (Book's Name)	UNIT TEST 1	HALF YEARLY EXAM	PROJECT WORK
<p>PRE WRITING STROKES (My first pattern writing) (English Written)</p> <p>ENGLISH SKILLS (LITERACY) (English Written)</p>	<p>Pg. no. (3,5,7) 3.Standing lines 5.sleeping lines 7.slanting lines and sleeping lines</p> <p>Page No: (5, 8, 11, 15, 18, 21) 5. Letter Aa 8. Letter Bb 11. Letter Cc 15. Letter Dd 18. Letter Ee 21. Letter Ff</p>	<p>Page No: (4, 6, 8, 10, 12, 13, 15, 17) 4. Practice sheet 6. Practice sheet 8. Slanting lines 10. Slanting lines 12. Slanting lines 13. Worksheet-I 15. Curves 17. Curves</p> <p>21. Page No: (14, 24, 27, 29, 32, 35, 38, 41, 44, 47, 50, 53, 56) 14. Revision-1 (24 to 56 = Letter Gg to Letter Pp)</p>	<p>17. (Summer Holidays Homework) Make a shapes (Square, Circle, Triangle, Rectangle) chart by using strokes.</p> <p>English writing (Page No 2-24): Draw on a chart paper a picture using dots from (A to Z). (Example given on page no-28)</p> 
<p>ENGLISH WRITING BOOK (English Written)</p> 	<p>Page no. 2 to 7</p> 	<p>Page no. 8 to 36</p> 	<p>Do practice for Pg. no. 8 to 68 & Make a chart for Alphabets A to Z by using "Dry leaves"</p> 

<p>ENGLISH RHYMES (English Oral)</p> 	<p>//Poems// I Am Special (Page No. 1) Twinkle Twinkle* (Page No. 2) Magic Words: Sorry, Thank You, Please, Welcome. Actions : Stand up, Sit down, Run, Walk.</p> 	<p>//Poems// 1.Chubby Cheeks (Page No. 2) 2. My Toothbrush (Page No. 4) 3. After a Bath (Page No. 5) 4. Good Manners (Page No. 7) 5. Colours All Around (Page No. 9) 6. Love Your Pets (Page No. 13) 7. Green Vegetables (Page No. 15) 8. I Am a Big Tree(Page No. 17) 9. I Hear Thunder(Page No. 18) 10. Row, Row, Row Your Boat (Page No. 24)</p>	<p>Learn the poems from the English Rhyme book on Pages: 2, 3, 4, 5, 6, 7, 8, 9, 10, 11, 13, 15, 17, 18, 24, 25, 26. Make a chart on any rhyme topic of your choice from the rhyme book.</p> 
<p>HINDI WRITING (Hindi writing)</p>	<p>1. □□□□□□□□ □□□□□□ Page No.1 to 4</p> 	<p>1. □□□□□□□□ □□□□□□ Page No.5 to 7 □□□□ — Pg.No. 8□□ 22</p> 	<p>□□□□□□□□□□ □□□□□□□□□□ □□□□□□□□□□ □□□□□□□□□□</p> 
<p>HINDI DICTATION</p>	<p>□□□□□□□□□□</p>	<p>□□□□□□□□□□</p>	<p>□□□□□□□□□□</p>
<p>HINDI READING (Oral)</p>	<p>1. □□□□□□□□□□ 2. □□□□□□□□□□ 3. □□□□□□□□□□ 4. □□□□□□□□□□</p>	<p>□□□□□□□□□□ □□□□□□□□□□ □□□□□□□□□□ □□□□□□□□□□</p>	<p>□□□□□□□□□□ □□□□□□□□□□ □□□□□□□□□□ □□□□□□□□□□</p>
<p>HINDI RECITATION (HINDI RHYMES) (Oral)</p>	<p>1. □□□□□□ (□□□□□□□□ 1) 2. □□□□□□□□□□, 3. □□□□□□□□□□□□□□</p>	<p>1. □□□□□□□□□□ (□□□□□□□□□□ 2) □□ □□□□□□□□□□ (□□□□□□□□□□ 8) □□□□</p>	
<p>MY WORD AROUND ME (Subject -EVS) (Activity+Oral)</p>	<p>1. About my self pg. no. 1 2. My likes pg .no. 2 3. My body pg. no. 3</p>	<p>1. My self pg. no. 1 to colours pg. no. 24</p>	<p>Make a family tree by using photo's of family members. Read chapter 1 to 6</p>
<p>MATHEMATICS (LITTLE STEPS) (Mathematic Written)</p>	<p>1. Big and small numbers pg. no. 1 to 4 2. Skip counting 1 to 10</p>	<p>1. Think and thin pg. no. 5 2. Numbers 31 to 40 pg. no. 59 3. Skip counting 1</p>	<p>Learn numbers 1 – 50 and write on notebook of holidays homework</p>

		to 40	
MATHEMATICS (ORAL) 	//RHYMES// 1. How many figure in one hand 2. Counting 1 -20	// Rhymes// 1. 1,2,3,4,5 once caught a fish alive 2. Count with me 1 – 20	Learn the rhymes and make a counting chart
DRAWING +Activity (ART & CRAFT) (Written+activity) 	1. Colour the kite pg. no. 2 2. Colour the smileys pg. no. 3 3. Elephant pg. no. 4 4. Vegetables pg. no. 5 	1. Colour the flowers pg. No. 6 2. Foil printing (making impressions using crushed foil dipped in water colours) pg. no. 16	Draw are animal / birds dry leaves on a A4 sheet Make a painting by pasting waste paper or newspaper on a A4 sheet Draw a painting on chart paper by using pencil
CONVERSATION (ORAL) 	1. What is your name? 2. What is your father name? 3. What is your mother name? 	1. How old are you? 2. What is your school name? 3. Name the days of week? 4. Where do you live? 5. How are you? 6. What are magic words?	Make a chart on topic good habits Make a chart of topic magic words 
GENERAL KNOWLEDGE (ORAL) 	1. Fruits: - Apple, Mango. 2. Vegetables :- Tomato, potato. 3. Flowers: -Rose, lotus. 	1.Fruits name :- Papaya, watermelon , muskmelon ,cherry, peach. 2.Vegetable name:- Carrot, lemon, onion ,radish, peas. 3.Flowers name :- Daisy, lily, marigold ,sunflower ,tulip. 4. Birds name:-Dove ,duck, hen ,pigeon ,peacock . 5.Monuments name: - Taj mahal, Red fort, Qutub Minar, Hawa mahal.	Make a chart on topic:- Birds name ,flowers name, monuments name, Fruits name, vegetable name.(any of your choice) 
ENGLISH DICTATION	NA	A to Q (Dictation)	Do dictation for A to Z in the 3 in one notebook (Colour code is pink)
Moral Values	Magic words (Sorry, please,	Story telling of good	Make a chart for the good

(Oral)

thank you, Welcome, Excuse
me, and May I.

habits and bad habits.

habits and bad habits.

"Tiny Hands, Big Achievements."

